


# ZGSM SOLAR

LED Solar Lighting Solution

## PV-Nova



# ZGSM SOLAR



Standard Version



Optional A



Optional B

## The Most Customizable Solar Solution for Road and Urban Applications

Our solar street light for outdoor residential and public applications gives you a full customizable option to suit all your off-grid solar lighting requirements.

The ZGSM SOLAR, combined with Nova luminaires, provides a reliable lighting solution with a high Ingress Protection level that withstands high ambient temperatures and vandalism. These luminaires are a sustainable off-grid performer with a superior lumen/ watt ratio.

The photovoltaic energy conversion is optimized by efficient Monocrystalline solar module technology to maximise solar energy. This, in conjunction with our Maximum Power Point Tracking (MPPT) charging system and our lithium energy storage technology, provides a state-of-the-art quality system, offering the required system autonomy and providing a long-lasting solution to operate in any of our very challenging environmental conditions.

The ZGSM SOLAR offers a renewable lighting solution to operate in any of our very challenging environmental conditions.

## Key Advantages

- Designed to operate daily with an output of 12 hours to incorporate appropriate dimming profiles according to your needs and application, with optional movement sensor where applicable.
- It has sufficient autonomy to cater for up to 5-7 continuous overcast or rainy days, to continue its reliable night operation.
- Adopting MPPT intelligent controller, the charging efficiency is up to 96%.
- High-efficiency monocrystalline silicon solar panels with a conversion efficiency of 23%.
- Long life lithium (LifePO4) energy storage technology, offering up to 8 years battery lifetime.
- 10-period programmable load power/ time control.



OFF-GRID AREAS



URBAN & RESIDENTIAL STREETS & ROADS



CAR PARKS



SQUARES & PEDESTRIAN AREAS



BIKE & PEDESTRIAN PATHS



SECURITY LIGHTING

# Characteristics

## GENERAL INFORMATION

Recommended installation height	5 to 12m
Components included	Monocrystalline Solar Panel Energy storage with enclosure Charge controller Street Luminaire Pole/Bracket/Arm (on request) Cables (on request)
Autonomy days	5-7 days
System operating voltage	12/24V DC
Geographical location	Designed and optimised for locations with sunshine greater than 5 hours
Wind speed rating	126 km/hr
Working Time	Factory Default 4hrs-100%   4hrs-30%   4hrs-70%

## SOLAR PANEL

Technology / Rated lifetime	Monocrystalline Solar Panel: 25 years / 80%
Peak rated wattage	50-400W
Robustness	Hail and corrosion resistant
Material	Extruded aluminium Tempered glass

## ENERGY STORAGE

Technology / Expected lifetime	Lithium Battery / 8 years
Capacity	307WH-1843WH
Maintenance free	Yes
Working Temperature	-10°C up to +60°C
Material	LiFePO4 Extruded aluminium

## CHARGE CONTROLLER

Charge algorithm	Maximum Power Point Tracking (MPPT)
Rated lifetime	12 years
Optional Function	IoT Remote Communication
Integrated dawn/dusk switch	Yes
Material	Extruded aluminium

## STREET LUMINAIRE

### Electrical Data

LED	Lumileds
Optics	Type II
Standard Deviation of Color Matching	<5 SDCM
CRI	Ra>70 (Default) / Ra>80
CCT	3000K, 4000K, 5000K, 5700K
Housing	High pressure die-cast aluminium
Cover Material	Tempered glass
Lens Material	UV-resistant Polycarbonate
Housing finish	Gray
Impact resistance	IK10
Type of protection	IP66
Upward Light Output Ratio (ULOR)	0
Operating temperature range (Ta)	-40°C up to +50°C 10% ~ 90%RH
Lifespan L70 at 25 °C	100,000h

### POLE/BRACKET/ARM (ON REQUEST)

Brackets for Solar Panels	Hot-dipped galvanised mild steel
Arm for Street Luminaire	Hot-dipped galvanised mild steel
Pole	Hot-dipped galvanised graded steel
Anchor Bolts	Hot-dipped galvanised graded steel

### SCREWS/CABLES (ON REQUEST)

Screws	304 stainless steel screws
Cables	2x1.5m <sup>2</sup> with plug

# Key Features

## Overview



Fully integrated solar system, including solar panel, energy storage (Lithium Battery) with enclosure, luminaire and pole

## Solar Module



Highly efficient monocrystalline solar panel technology to maximise solar energy conversion

## Street Luminaire



Highly efficient, performing and robust (IK10) LED street light luminaire (up to 140lm/W)


## Integrated Lithium Battery and Controller Unit

Utilize a high-quality, 100% new Lithium Iron Phosphate (LiFePO4) battery, featuring a built-in controller that stabilizes voltage and limits current. This controller intelligently monitors the battery voltage and effectively protects the lithium battery pack from damage due to excessively high or low output voltage. It thereby prolongs the battery's life. The system has a simple structure yet delivers high performance. It is stable and easy to maintain.


MPPT Smart Controller



Lithium Battery Cell



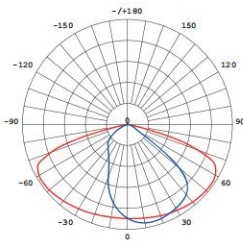
# Performance

Model	Photo	Model No	Power consumption (W)	3030 Version		5050 Version	
				Luminaire efficacy (lm/W)	Luminaire output flux (lm)	Luminaire efficacy (lm/W)	Luminaire output flux (lm)
<b>S</b>		ZGSM-ST18-30S	30	130	3900	140	4200
		ZGSM-ST18-40S	40	130	5200	140	5600
		ZGSM-ST18-50S	50	130	6500	140	7000
<b>M</b>		ZGSM-ST18-60M	60	130	7800	140	8400
		ZGSM-ST18-80M	80	130	10400	140	11200
		ZGSM-ST18-100M	100	120	12000	130	13000
<b>L</b>		ZGSM-ST18-120L	120	130	15600	140	16800
		ZGSM-ST18-150L	150	130	19500	140	21000

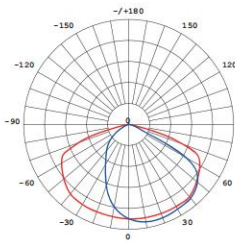
-The above values are calculated for products with a CCT greater than 4000K and a CRI of 70. For products with a CCT of less than 4000K, or a CRI greater than 75, the values are approximately 5% lower than those stated above.  
 -The above values displayed are subject to a ±5% tolerance.

# Light Distributions

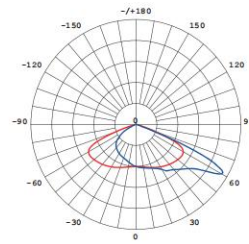
## 3030 Version



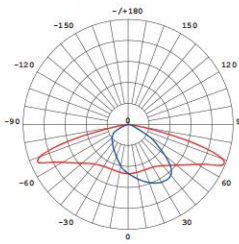
T2S53001



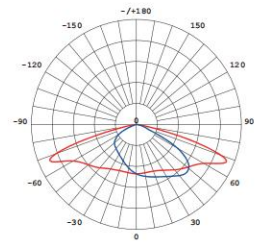
T3S53002



T3S53003

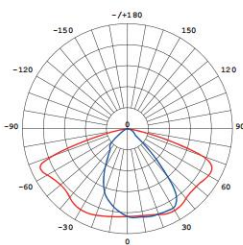


T2M53007

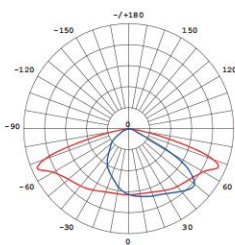


T3M53009

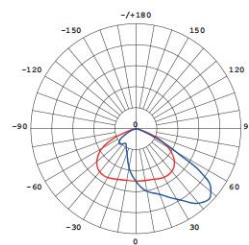
## 5050 Version



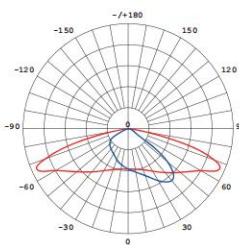
T2S55004



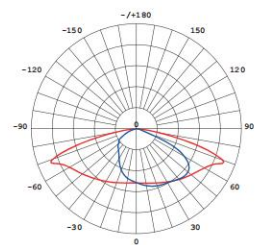
T3M55005



T3S55006



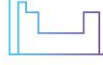



T2M55008



T3M55010

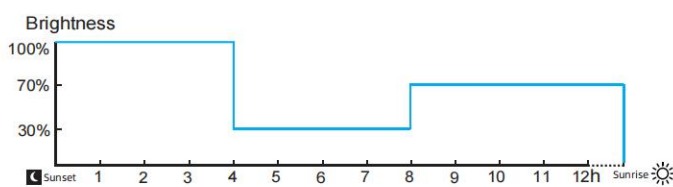
# Configuration Matrix

Please note: Custom solutions could be considered and are subject to design approval at the time of the project.

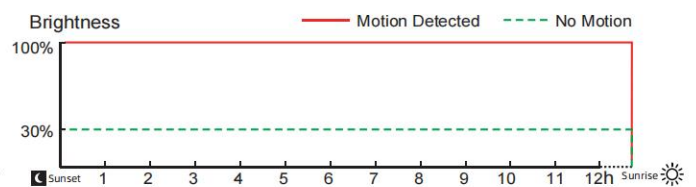
STREET LUMINAIRE 	Optidim 	Autonomy days 	Sunshine 	Lithium Battery 	Solar Panels 
30W	①	5-7 days	5 hours	30AH/12.8V	80W/18V
	②	5-7 days	5 hours	24AH/12.8V	60W/18V
40W	①	5-7 days	5 hours	42AH/12.8V	100W/18V
	②	5-7 days	5 hours	30AH/12.8V	80W/18V
50W	①	5-7 days	5 hours	54AH/12.8V	130W/18V
	②	5-7 days	5 hours	36AH/12.8V	100W/18V
60W	①	5-7 days	5 hours	30AH/25.6V	160W/36V
	②	5-7 days	5 hours	48AH/12.8V	120W/18V
80W	①	5-7 days	5 hours	42AH/25.6V	100W/36V*2
	②	5-7 days	5 hours	60AH/12.8V	160W/18V
100W	①	5-7 days	5 hours	48AH/25.6V	130W/36V*2
	②	5-7 days	5 hours	36AH/25.6V	100W/36V*2
120W	①	5-7 days	5 hours	60AH/25.6V	150W/36V*2
	②	5-7 days	5 hours	42AH/25.6V	120W/36V*2
150W	①	5-7 days	5 hours	72AH/25.6V	200W/36V*2
	②	5-7 days	5 hours	54AH/25.6V	160W/36V*2

## Optidim Profiles

① Combination setting of Light Control + Time Control  
Power Consumption: 67% average



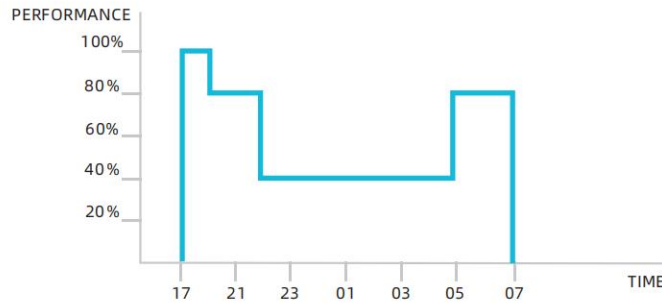
② Combination setting of Light Control + Sensor Control  
Power Consumption: 50% average



## Optidim



Intelligent luminaire drivers are programmed if required in the factory with complex dimming profiles. Up to 6 combinations of time intervals and light levels are possible. This feature does not require any extra wiring. The period between switching on and switching off is used to activate the preset dimming profile.




## Autonomy Days



Autonomy Days refers to the number of nights/cycles a luminaire will continue to work without receiving a charge/being charged from the solar panel, due to adverse weather conditions. The number of autonomy days is aligned to the energy storage unit's depth of discharge resulting in sufficient capacity after a night/cycle.

## Energy Storage



### Lithium-ion

Lithium-ion based battery packs have the added advantage that they have a higher power density than lead, which means they have more available power for the same mass of a lead battery. This advantage, combined with the longer life expectancy and higher rate of depth of discharge (DOD), offering an attractive option for solar lighting applications, resulting in a longer battery lifetime.

Battery pack operating temperature: -10°C to +60°C

## Solar Module



### Monocrystalline Solar Panel

Monocrystalline silicon solar panels excel in solar street lighting with up to 23% efficiency, high heat resistance, and over 25 years of durability, ensuring consistent performance in various climates with minimal upkeep. Their effectiveness in low-light conditions also ensures reliable lighting, making them ideal for efficient and sustainable street lighting systems.

# Solar Controller

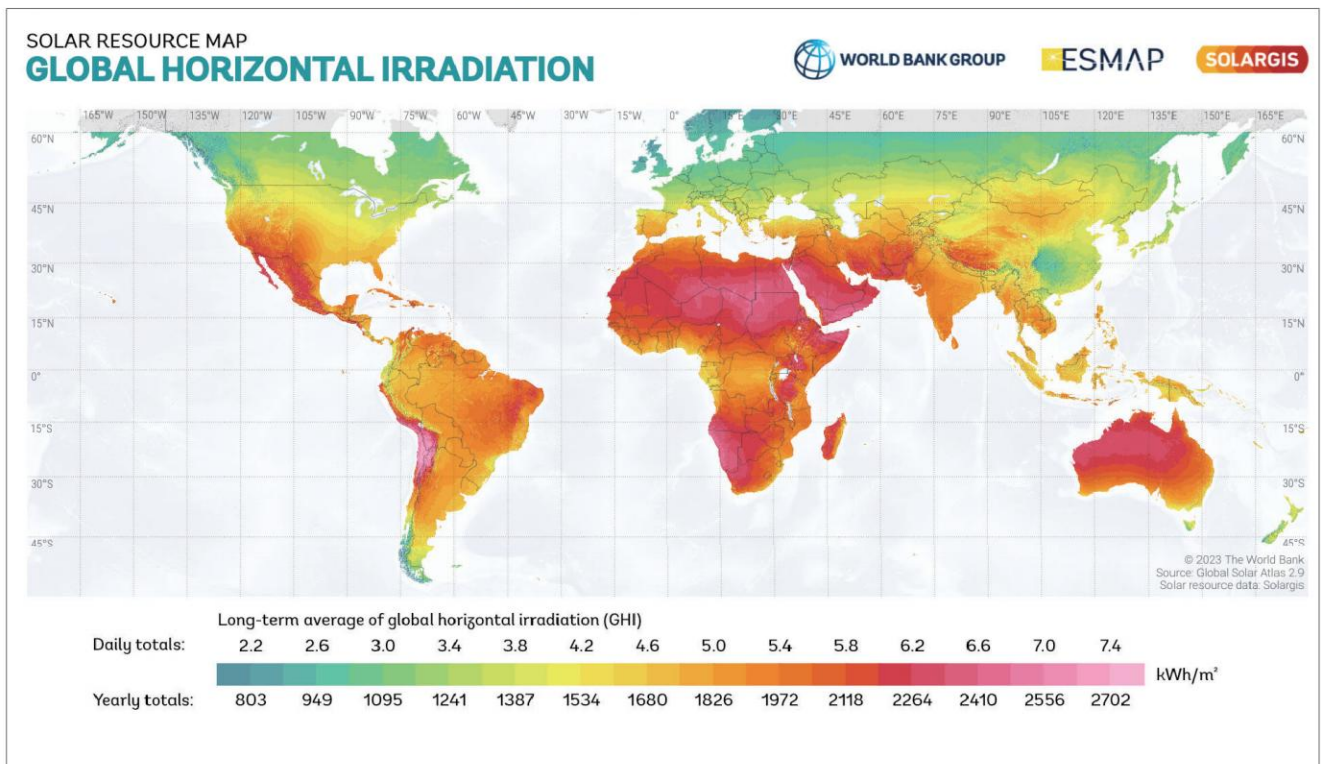
## MPPT Charge Controller



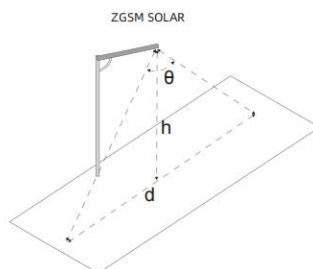

Using MovingTrack MPPT maximum power tracking technology, the tracking efficiency is higher and faster. Compared with PWM charge controller, MPPT charge controller can collect 30% more energy under cloudy conditions. A variety of intelligent power modes are available for choice, with load power adjustable automatically according to the battery level. Battery charge and discharge high and low temperature protection, with operating temperature settable. Multiple protections such as battery/PV reverse polarity protection, LED short-circuit/open-circuit/limited. Full aluminum housing, IP67 waterproof rating, applicable to a variety of harsh environments. Infrared wireless communication, allowing for setting/reading parameters, reading status, etc.

# Solar Energy

Solar panel and battery sizing for solar street lights is determined by local daily sunlight hours. Our standard configurations are designed for areas with an average of 5 hours of sunlight per day. Check the world solar irradiance map to gauge sunlight in your area and contact us for a customized solar street light solution.



# Integrated Motion/PIR Sensor



Inductive Type	$\theta$ (Angle)	h (Height of Lamp)	d (Inductive Width)
PIR Sensor	60°	6~8m	6~10m
Motion Sensor	65°	6~10m	7~10m



# POLE on Request

## Technical Information

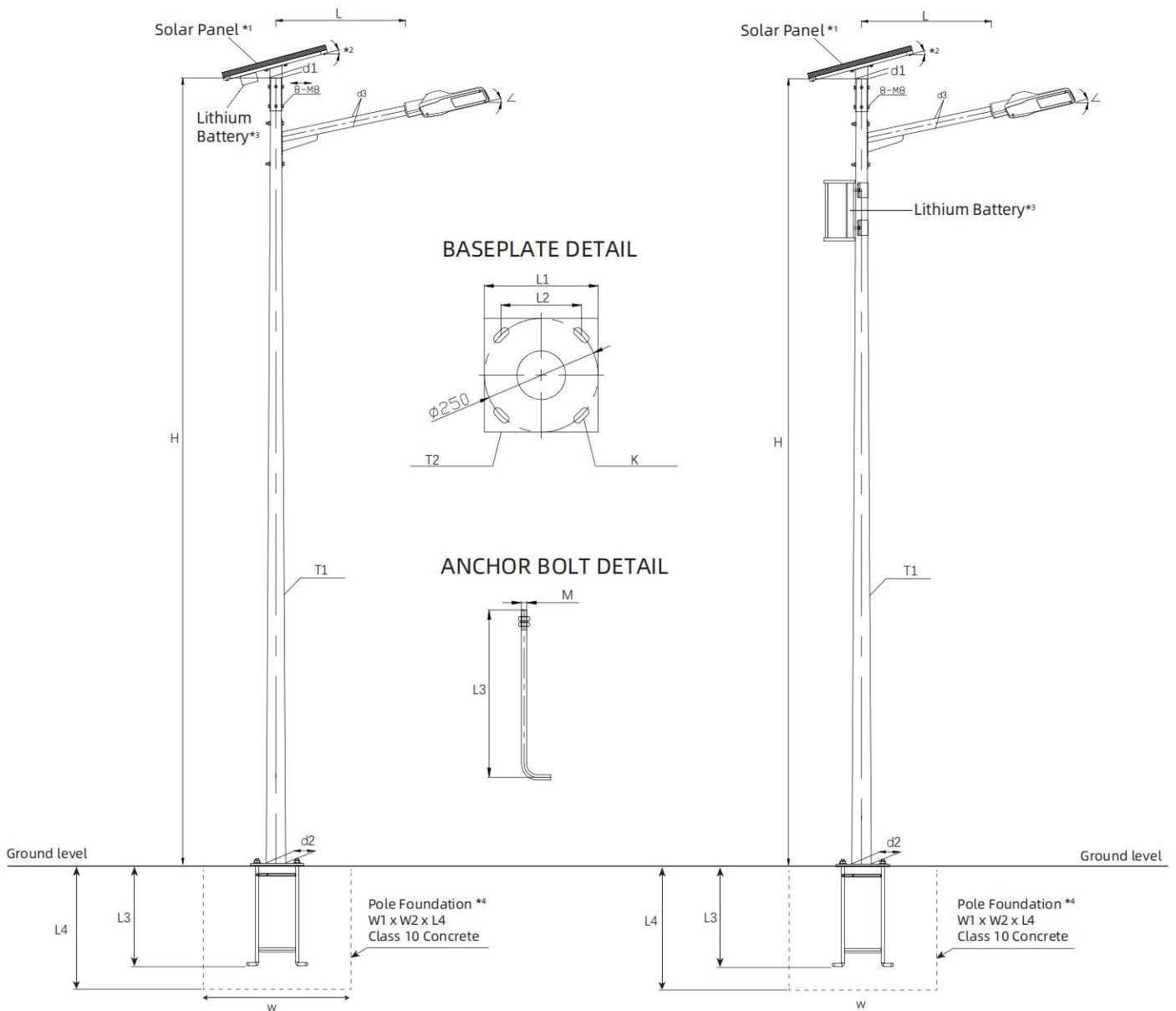
Pole Size				Arm			Base Plate					Anchor Bolts			Pole Foundation		
H	d1	d2	T1	L	d3	∠	L1	L2	T2	K	Q1	L3	M	Q2	W1	W2	L4
5000	65	120	3.0	800	60	12°	250	177	10	20x42	4pcs	500	φ16	4pcs	500	500	600
6000	65	130	3.0	800	60	12°	280	198	12	20x42	4pcs	500	φ16	4pcs	560	560	600
7000	65	140	3.0	1000	60	12°	280	198	12	20x42	4pcs	500	φ16	4pcs	560	560	600
8000	75	165	3.0	1000	60	12°	320	226	14	24x50	4pcs	900	φ20	4pcs	640	640	1000
9000	75	175	3.5	1200	60	12°	320	226	16	24x50	4pcs	900	φ20	4pcs	640	640	1000
10000	75	185	4.0	1200	60	12°	320	226	16	26x54	4pcs	1100	φ22	4pcs	640	640	1200
12000	90	220	4.0	1500	60	12°	400	300	20	28x58	4pcs	1100	φ24	4pcs	800	800	1200

## Abbreviations and Notes

Abbreviations	
<b>Pole Size</b>	<b>Anchor Bolts</b>
1. All dimensions are in mm	14. L3 = Bolt height
2. H = Overall height of pole	15. M = Bolt diameter
3. d1 = Top diameter of pole	16. Q2 = No. of bolts required/Pole.
4. d2 = Bottom diameter of pole	
5. T1 = Shaft Wall Thickness of pole	
<b>Arm</b>	<b>Pole Foundation</b>
6. L = Arm length	17. L4 = Deep of pole foundation
7. d3 = Diameter of arm	18. W1 = length of pole foundation
8. ∠ = Arm tilt angle	19. W2 = Width of pole foundation
<b>Base Plate</b>	<b>Notes</b>
9. L1 = Dimension of base plate	20. Materials: Q235
10. L2 = Distance between holes	21. Finish: Hot dip galvanized + Plastic spray
11. T2 = Plate Thickness	22. Maximum wind speed 126 Km/Hr
12. K = Hole Size	
13. Q1 = No. of holes	

Standard Version

Optional B



**Please note:**

- \*1 Solar panel size varies according to different power requirements due to geographical locations.
- \*2 The angle of inclination for solar panels is determined based on the geographic latitude of the installation site.
- \*3 Depending on the autonomy days required, the size of the lithium battery will vary according to different power consumption needs.
- \*4 Only indicative, dependent on soil condition. After evaluating site conditions, please contact certified structural engineer.